

Cover and Transition Plates

Directional Valves

Servo Valves

Surface Mounted Valves

Poppet Covers - DIN 24342

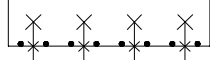
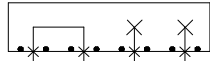




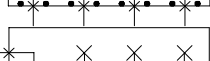
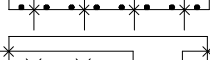

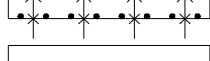
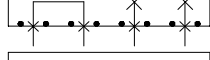
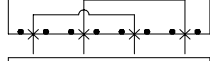
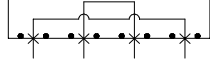
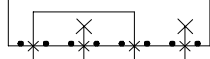
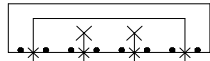

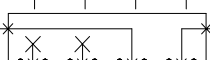



Cover Plate

Directional Valve

MATL: STEEL
 PRESSURE: 5000 PSI

THE COVER PLATE COMES COMPLETE WITH O' RINGS AND BOLT KIT.
 THE COVER PLATE SIZE IS APPROXIMATELY THE SAME AS THE FOOTPRINT OF THE VALVE.

Part No.	Valve	Description	Thickness	Function						
				P	T	A	B	X	Y	
MB196S	D03	ALL PORTS BLOCKED	1/2							
MB736S	D03	SERIES P TO T	3/4							
MB148S	D03	P TO A, B TO T	3/4							
MB712S	D03	P TO B, A TO T	3/4							
MB773S	D03	P TO A	3/4							
MB1028S	D03	P TO B	3/4							
MB870S	D03	#4 ORB ON P	3/4							
MB862S	D03	#4 ORB ON A AND B	3/4							
MB197S	D05	ALL PORTS BLOCKED	1/2							
MB642S	D05	SERIES P TO T	3/4							
MB816S	D05	P TO A, B TO T	3/4							
MB738S	D05	P TO B, A TO T	3/4							
MB772S	D05	P TO A	3/4							
MB1029S	D05	P TO B	3/4							
MB759S	D05	#4 ORB ON P	3/4							
MB760S	D05	#4 ORB ON A AND B	3/4							
MB195S	D05H	ALL PORTS BLOCKED	3/4							
MB734S	D05H	SERIES P TO T	3/4							

Cover Plate

Directional Valve

MATL: STEEL
PRESSURE: 5000 PSI

THE COVER PLATE COMES COMPLETE WITH O' RINGS AND BOLT KIT.
THE COVER PLATE SIZE IS APPROXIMATELY THE SAME AS THE FOOTPRINT OF THE VALVE.

Part No.	Valve	Description	Thickness	Function
				P T A B X Y
MB1050S	D05H	#4 ORB ON P	3/4	
MB1051S	D05H	#4 ORB ON A AND B	3/4	
MB1052S	D05HE	ALL PORTS BLOCKED	3/4	
MB1053S	D05HE	SERIES P TO T	3/4	
MB1054S	D05HE	#4 ORB ON P	3/4	
MB1055S	D05HE	#4 ORB ON A AND B	3/4	
MB110S	D07	ALL PORTS BLOCKED	3/4	
MB499S	D07	SERIES P TO T	1 1/2	
MB740S	D07	P TO B, A TO T	1 1/2	
MB1056S	D07	#6 ORB ON P	1 1/2	
MB1057S	D07	#6 ORB ON A AND B	1 1/2	
MB111S	D08	ALL PORTS BLOCKED	3/4	
MB742S	D08	SERIES P TO T	1 1/2	
MB540S	D08	P TO B, A TO T	1 1/2	
MB1058S	D08	#6 ORB ON P	1 1/2	
MB1059S	D08	#6 ORB ON A AND B	1 1/2	
MB472S	D10	ALL PORTS BLOCKED	1 1/4	
MB1060S	D10	SERIES P TO T	1 3/4	

Cover Plate

Surface Mounted Valve

 MATL: STEEL
 PRESSURE: 5000 PSI

 THE COVER PLATE COMES COMPLETE WITH O' RINGS AND BOLT KIT.
 THE COVER PLATE SIZE IS APPROXIMATELY THE SAME AS THE FOOTPRINT OF THE VALVE.

Part No.	Valve	Description	Thickness	Function			
				A	B	X	Y
MB2079S	C03	ALL PORTS BLOCKED	3/4				
MB2080S	C03	SERIES A TO B	3/4				
MB2081S	C06	ALL PORTS BLOCKED	3/4				
MB2082S	C06	SERIES A TO B	3/4				
MB2083S	C10	ALL PORTS BLOCKED	3/4				
MB2084S	C10	SERIES A TO B	3/4				
MB1191S	P06	ALL PORTS BLOCKED	3/4				
MB1874S	P06	SERIES A TO B	1 1/2				
MB1192S	P08	ALL PORTS BLOCKED	1 1/2				
MB815S	P08	SERIES A TO B	1 1/2				
MB1193S	P10	ALL PORTS BLOCKED	1 1/2				
MB1875S	P10	SERIES A TO B	3/4				
MB1678S	R06 VICKERS CG03	ALL PORTS BLOCKED	1 1/2				
MB2085S	R06 VICKERS CG03	SERIES A TO B	1 1/2				
MB1214S	R08	ALL PORTS BLOCKED	1 1/2				
MB2086S	R08	SERIES A TO B	1 1/2				
MB1215S	R10	ALL PORTS BLOCKED	1 1/2				
MB2087S	R10	SERIES A TO B	1 1/2				
MB1674S	VICKERS CG06	ALL PORTS BLOCKED	1 1/4				
MB2088S	VICKERS CG06	SERIES A TO B	1 3/4				

Cover Plate

Surface Mounted Valve

MATL: STEEL
PRESSURE: 5000 PSI

THE COVER PLATE COMES COMPLETE WITH O' RINGS AND BOLT KIT.
THE COVER PLATE SIZE IS APPROXIMATELY THE SAME AS THE FOOTPRINT OF THE VALVE.


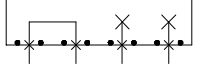
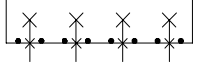
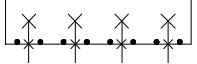
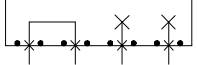
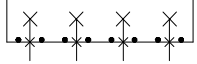
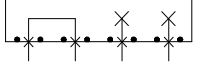
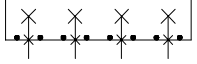
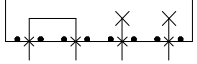
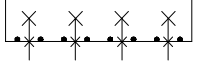
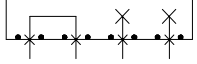
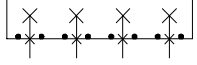
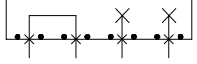
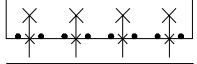
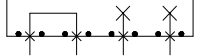
Part No.	Valve	Description	Thickness	Function				
				1	2	3	4	5
MB1676S	VICKERS CG10	ALL PORTS BLOCKED	3/4					
MB2089S	VICKERS CG10	SERIES 1 TO 2	3/4					
MB2090S	VICKERS URG06	ALL PORTS BLOCKED	3/4					
MB2091S	VICKERS URG06	SERIES 1 TO 2	3/4					
MB2120S	VICKERS URG10	ALL PORTS BLOCKED	3/4					
MB2186S	VICKERS URG10	SERIES 1 TO 2	3/4					
MB2121S	2F02	ALL PORTS BLOCKED	3/4					
MB2187S	2F03	ALL PORTS BLOCKED	1 1/2					
MB2188S	2F06	ALL PORTS BLOCKED	1 1/2					
MB2189S	2F10	ALL PORTS BLOCKED	1 1/2					
MB2190S	3F02	ALL PORTS BLOCKED	1 1/2					
MB2191S	3F03	ALL PORTS BLOCKED	3/4					
MB2192S	3F06	ALL PORTS BLOCKED	1 1/2					
MB2092S	3F10	ALL PORTS BLOCKED	1 1/2					
MB1291S	SUNDSTRAND HOT OIL SHUTTLE	ALL PORTS BLOCKED	1 1/2					
MB1200S	EATON HOT OIL SHUTTLE	ALL PORTS BLOCKED	1 1/4					

Cover Plate

Servo Valve

MATL: STEEL
 PRESSURE: 5000 PSI

THE COVER PLATE COMES COMPLETE WITH O' RINGS AND BOLT KIT.
 THE COVER PLATE SIZE IS APPROXIMATELY THE SAME AS THE FOOTPRINT OF THE VALVE.

Part No.	Valve	Description	Thickness	Function			
				P	T	C1	C2
MB262S	MOOG62-100 SERIES	ALL PORTS BLOCKED	3/4				
MB1066S	MOOG62-100 SERIES	SERIES P TO T	3/4				
MB1001S	MOOG62-300 SERIES	ALL PORTS BLOCKED	3/4				
MB498S	MOOG62-300 SERIES	SERIES P TO T	1				
MB1003S	MOOG771	ALL PORTS BLOCKED	3/4				
MB1068S	MOOG771	SERIES P TO T	3/4				
MB747S	MOOG772	ALL PORTS BLOCKED	3/4				
MB1069S	MOOG772	SERIES P TO T	3/4				
MB1062S	MOOG773	ALL PORTS BLOCKED	1/2				
MB1070S	MOOG773	SERIES P TO T	3/4				
MB1063S	MOOG72	ALL PORTS BLOCKED	3/4				
MB1071S	MOOG72	SERIES P TO T	1 1/4				
MB1064S	MOOG78-100 SERIES	ALL PORTS BLOCKED	3/4				
MB1072S	MOOG78-100 SERIES	SERIES P TO T	1				
MB1065S	ATCHLEY 242	ALL PORTS BLOCKED	3/4				
MB1073S	ATCHLEY 242	SERIES P TO T	1				

Transition Plate

MATL: STEEL (5000 PSI)

THE TRANSITION PLATE COMES COMPLETE WITH O' RINGS AND BOLT KIT.

Part No.	Valve Side	O' Ring Side	Length	Width	Thickness	Remarks
MB244S	D03	D05	3	2 1/2	1	A AND B REVERSED
MB313S	D03	D05	3	2 1/2	1 1/2	A AND B ORIENTED
MB468S	D03	D05H	3 1/2	2 1/2	1	A AND B REVERSED
MB470S	D03	D05H	3 1/2	2 1/2	1 1/2	A AND B ORIENTED
MB310S	D05	D06	4 1/2	3 1/2	1 1/2	
MB329S	D07	D06	4 3/4	3 1/2	1 1/2	NO X AND Y ON D07
MB246S	D05	D07	4 3/4	3 1/2	1 1/2	
MB248S	D05H	D07	4 3/4	3 1/2	1 1/2	
MB2015S	D05HE	D07	4 3/4	3 1/2	2	
MB250S	D03	D08	6	4 1/2	1 1/2	
MB252S	D05	D08	6	4 1/2	1 1/2	
MB254S	D07	D08	6	4 1/2	2	
MB256S	D08	D10	9	7 3/4	2	
MB812S	MOOG62-100 SERIES	D05	3 1/2	3	1 1/2	
MB275S	MOOG62-100 SERIES	D05H	3 1/2	3 1/2	1 1/4	
MB1635S	MOOG78-100 SERIES	D05HE	4 1/2	3 1/2	1 1/2	
MB2319S	MOOG78-100 SERIES	D08	6	4 1/2	2	
MB1639S	P06	P08	4	3 5/8	2	
MB2250S	D05	ATCHLEY 225	4 1/8	2 1/2	2	
MB1082S	D05HE	ATCHLEY 242	4	3 11/16	1 1/2	EXTERNAL #4 ORB ON X AND Y
MB2177S	MOOG78-100 SERIES	ATCHLEY 242	5	3 3/4	1	
MB326S	D05	MOOG773	4	3	2	
MB797S	D03	MOOG62-100 SERIES	3 1/4	2 1/2	3/4	
MB123S	D05	MOOG62-100 SERIES	3 1/2	3	1 1/2	
MB2219S	D05	MOOG62-300 SERIES	3 3/4	3 1/2	1 1/2	
MB2098S	D05	MOOG72	4 1/8	4	1 1/2	
MB1439S	D03	MOOG78-100 SERIES	4 1/4	3	1	
MB1712S	D05	MOOG78-100 SERIES	4 1/4	3	1 1/2	
MB2201S	MOOG62-100 SERIES	MOOG78-100 SERES	4 1/2	3 1/4	1	
MB1976S	MOOG772	MOOG771	2 1/2	2	3/4	
MB1948S	MOOG772	MOOG62-100 SERIES	3 1/4	2 1/2	1	
MB1733S	MOOG773	MOOG62-100 SERIES	3 1/4	2 1/2	1	
MB291S	MOOG78-100 SERIES	MOOG62-100 SERIES	4 1/2	3 1/4	1	
MB589S	MOOG78-100 SERIES	MOOG62-300 SERIES	4 1/2	3 1/2	1	

DIN / Poppet Cover

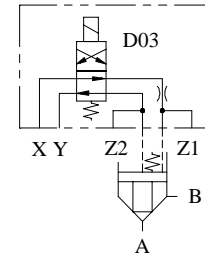
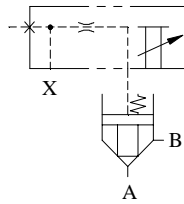
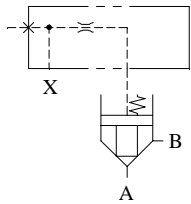
MATL: STEEL

COVER DIMENSIONS MADE TO DIN 24342 / ISO 7368 / NFPA T3.5.45 STANDARDS.

COVER PLATES ARE SUITABLE FOR BOSCH, DENISON, PARKER, REXROTH, WANDFLUH AND OTHERS.

COVER PLATES COME COMPLETE WITH O'RINGS AND BOLT KIT.

FOR DIN / POPPET BODY, SEE PAGE 25-8



Remote Pilot

Part No.	Cover Size
MB1155S	NG16 / 16mm
MB1156S	NG25 / 25mm
MB1157S	NG32 / 32mm
MB1158S	NG40 / 40mm
MB1159S	NG50 / 50mm

Stroke Limiter

Part No.	Cover Size
MB1165S	NG16 / 16mm
MB1166S	NG25 / 25mm
MB1167S	NG32 / 32mm
MB1168S	NG40 / 40mm
MB1169S	NG50 / 50mm

Directional Control

Part No.	Cover Size
MB1175S	NG16 / 16mm
MB1176S	NG25 / 25mm
MB1177S	NG32 / 32mm
MB1178S	NG40 / 40mm
MB1179S	NG50 / 50mm